


RK1206ZZ-XXXXWN-2Q Features:

- 1/4 Wraparound Terminal Configuration
- Solder or Epoxy Attachment
- Customer Defined Testing Available
- RoHS Compliant or SnPb Available
- Tape & Reel or Waffle Pack Available (Standard is bulk)

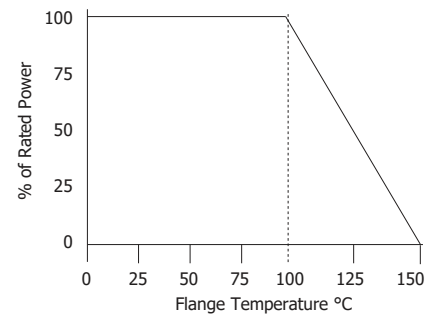


RK1206ZZ-XXXXWN-2Q Parameters:

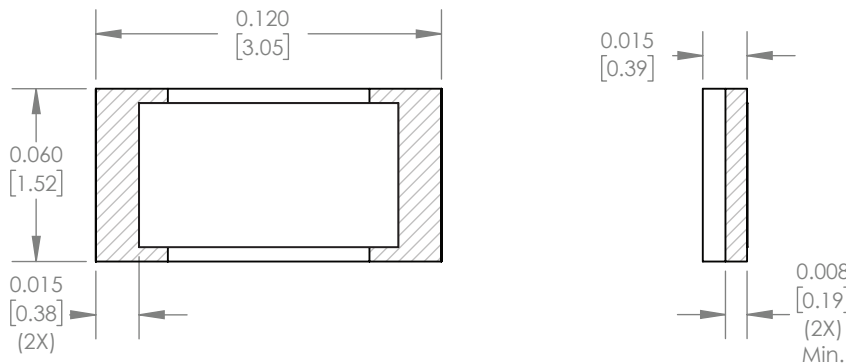
Resistance Range: 10Ω to 1KΩ
 CW Rated Power: 1.5W*
 Construction: Thick Film on AIN
 Operating Temperature: -55 to +150°C

* Rating based on ≤100°C constant baseplate temperature

RK1206ZZ-XXXXWN-2Q Power Derating Curve



RK1206ZZ-XXXXWN-2Q Dimensions:



Dimensions in inches [mm]
 Tolerance is ± 0.005 [0.127] unless otherwise stated

Ordering Information:

RK	1206	ZZ	- XXXX	W	N	-	2Q	UU
Prefix for Resistor w/ 1/4 Wraparound Terminals			Value Code Examples 10R0 - 10Ω 1500 - 150Ω 50R0 - 50Ω 5000 - 500Ω 1000 - 100Ω 1001 - 1KΩ	Tolerance G - 2% J - 5% K - 10%	Normal Inspection Contact factory for additional options		Substrate 2Q - 0.015" AIN	Packaging Blank - Bulk TR - Tape and Reel WP - Waffle Pack
Size 1206								

Terminal Metallization

BA -	Palladium Silver
CB -	SnPb Solder over Nickel over Silver
CT -	100% Matte Tin over Nickel over Silver
GA -	Gold

	RoHS	Magnetic	Solder	Epoxy	Wirebond
BA -	Yes	No	Yes	Yes	No
CB -	No	Yes	Yes	No	No
CT -	Yes	Yes	Yes	No	No
GA -	Yes	No	No	Yes	Yes

Barry Industries reserves the right to change part number and/or process without notification.

RK1206ZZ-XXXXWN-2Q Features:

Parameter:	Test Condition:	Results:
Short Time Overload	Apply 1.1x Rated Power for 5 Seconds.	≤ 5.0% Resistance Shift
Rated Load Life	Apply 1/2 Power Under 40°C ±2°C 90 Minutes on/ 30 Minutes off. Repeat for 100 hours	≤ 5.0% Resistance Shift
Moisture Resistance	MIL-PRF-55342 para 4.8.9 95% RH, 25°C - 65°C	≤ 5.0% Resistance Shift
Resistance to Soldering Heat	MIL-STD-202 Method 210 and MIL-PRF-55342 Para 4.8.8.1	≤ 5.0% Resistance Shift
Resistance to Bonding Exposure	MIL-PRF-55342 Para 4.8.8.2	≤ 5.0% Resistance Shift
Solderability	MIL-PRF-55342 Para 4.8.12	>95% Covered
High Temperature Storage	125°C ±2°C for 500 Hours	1.) ≤ 5.0% Resistance Shift 2.) No Significant Abnormality (Visual)
Thermal Shock	-65 to +125 30 Minutes Dwell, 5 Cycles	1.) ≤ 5.0% Resistance Shift 2.) No Significant Abnormality (Visual)

Barry Industries reserves the right to change part number and/or process without notification.